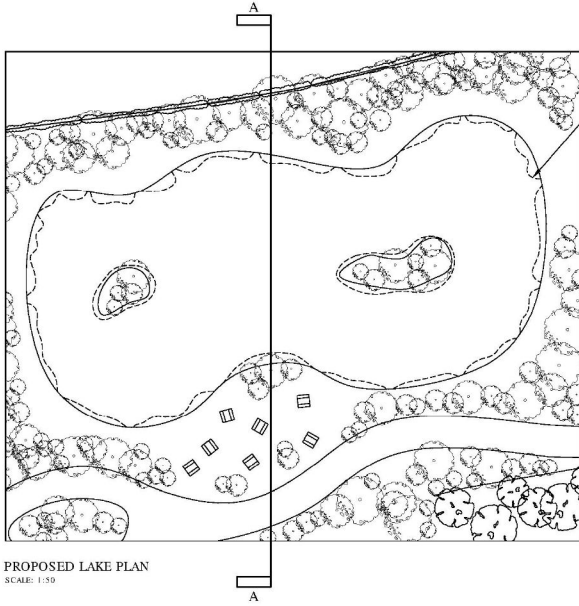
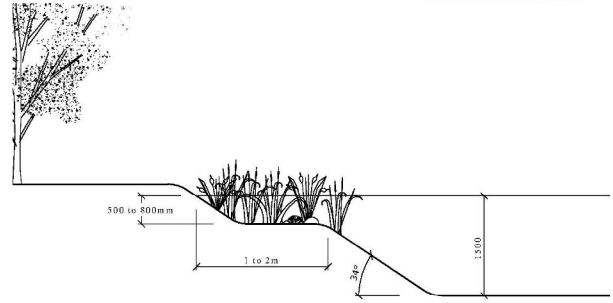


ALL DIMENSIONS TO BE CHECKED ON SITE AND ANY DISCREPANCIES AND ADJUSTMENTS TO BE NOTED AND PASSED TO THE CONTRACT ADMINISTRATOR FOR FURTHER INSTRUCTIONS IF IN DOUBT ASK



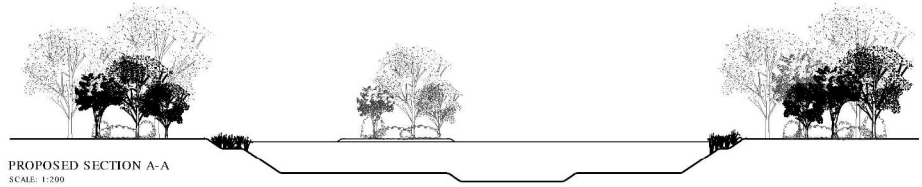
Proposed location of margin shelves



THIS DOCUMENT IS FOR INFORMATION ONLY AND DOES NOT REPRESENT A CONTRACT. IT IS THE RESPONSIBILITY OF THE CLIENT TO OBTAIN NECESSARY CONSENTS FROM ALL APPLICABLE AUTHORITIES AND TO BE RESPONSIBLE FOR THE REALISATION OF THE CONTRACT WORK.

PROPOSED MARGIN SHELF SECTION  
SCALE: 1:50

Margin shelves to contain mixture of rushes and sedges, and other species such as: yellow flag iris, meadowsweet and water forget me not.



**RobsonArchitecture**

T 07815 955 011  
E david@robsonarchitecture.co.uk  
W www.robsonarchitecture.co.uk

ROBSON ARCHITECTURE  
THE BUNGALOW, BRIFFIELD  
ROAD, WANSFORD, EAST  
YORKSHIRE, YO25 5NU

JOB TITLE  
WOMBETON (DRAVON PARK)  
WOMBETON,  
YO22 7BY

CLIENT  
MR & MRS D. WILLOUGHBY

DWG TITLE  
PROPOSED LAKE

DESIGNED BY  
DRAWN BY  
CHECKED BY  
DATE

DATE VALID  
22/10/15

DWG NO.  
10110-08  
© COPYRIGHT